

2024 ENTEGRA COACH ACCOLADE XT

Accolade XT

SUPER CLASS C DIESEL MOTORHOME



ENTEGR
COACH®



INTERIOR DÉCOR

WOOD OPTIONS


FABRIC OPTIONS

Arcadian Ash

Huntington

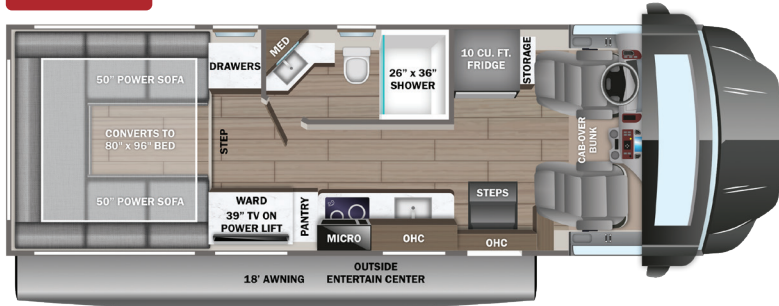
Cold Spring

Warm River

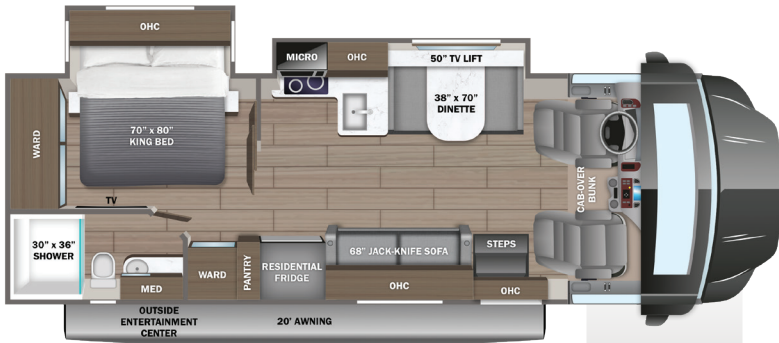




29T

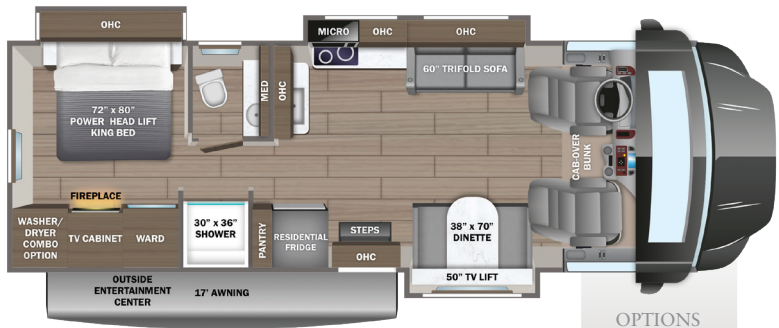


32U



OPTIONS
A AND C

35L



OPTIONS
B AND C

OPTIONS



68" Power Theater Seat Option




60" Theater Sofa Option




15 cu. ft. Fridge Option


EXTERIOR SELECTIONS



Backwoods: Desertscape Full-Body Paint




Desert Dune Full-Body Paint



Parched Earth Full-Body Paint



Alpine Byrum Full-Body Paint



Spring Rain Full-Body Paint

CUSTOMER VALUE PACKAGE

- E-Z Drive™ Premier: Computer-balanced driveshaft, heavy-duty front and rear stabilizer bars, Hellwig® helper springs, Koni® shocks
- One-piece, seamless, fiberglass front cap with auxiliary flood lights
- One-piece, seamless, fiberglass rear cap with auxiliary flood lights (32U, 35L)
- Automotive-bonded, panoramic window in front cap with power shade
- 15,000 BTU A/C unit with heat pump and second 13,500 BTU A/C unit
- Electric, wind-sensing, legless patio awning with LED lights
- 2,000W pure sine wave inverter
- 200W solar panel with dual controller
- Starlink satellite internet system
- Backup and side-view cameras
- Two-burner induction cooktop
- 10 cu. ft. 12V refrigerator (29T)
- 18 cu.ft. residential refrigerator (32U, 35L)
- Convection microwave oven

CHASSIS

- Ford® F550 4x4 chassis (29T)
- Ford® F600 4x4 chassis (32U, 35L)
- GVWR - 19,500 lb. (29T); 22,000 lb. (32U, 35L)
- GCWR - 31,500 lb. (29T); 34,000 lb. (32U, 35L)
- 6.7L Power Stroke V8 Turbo diesel engine with block heater - 330 HP at 2,200 RPM and 950 ft. lb. torque at 1,800 RPM
- 10-speed automatic transmission
- 332-amp alternator (dual)
- All-terrain tires - 245/70R19.5
- HiSpec matte black aluminum rims
- 2 in. BDS radius arm suspension lift
- 12,000 lb. rear hitch receiver
- 7-pin plug
- Ford® AdvanceTrac® with RSC® (roll stability control) and trailer sway control
- Integrated trailer brake controller
- Single chassis battery (750 CCA 78 AH)
- Dual fuel tanks (26.5 gal. and 40 gal.)

EXTERIOR

- TuffShell™ vacuum-bond laminated roof, floor and sidewalls
- Bead-foam insulation (R-24 max roof, R-9 max floor, R-8 max walls)
- One-piece, seamless, crowned fiberglass roof
- Premium Sikkens full-body paint
- Automatic hydraulic leveling jacks
- Electric-powered entrance steps
- Slideout cover awnings
- Exterior entertainment center with outside speakers, LED HD Smart TV and Bluetooth® receiver
- Winegard® In-motion satellite dish
- Full pass-through storage compartments with lockable slam latch doors
- Flush-mount LED marker lights
- Third brake light
- Roof ladder
- Cable TV hookup with RG-6 coax
- Onan® 6,000W Quiet Diesel™ generator and auto-gen start

- KING Jack™ antenna
- (2) 6V AGM house batteries
- Transfer switch with reverse polarity protection
- 50-amp service
- 24.5 gal. propane tank (83 lb.)
- LP quick-connect hookup
- Exterior utility center
- Winterization drain system
- Black tank flush
- Outside shower
- 12V demand water pump
- Water filtration system

COCKPIT

- Ford® SYNC® 3 infotainment center with navigation
- Audible lane departure warning
- Pre-Collision Assist® with automatic emergency braking (AEB)
- SOS Post Crash Alert System™
- Driver and passenger airbags
- Safety Canopy® system with roll-fold side-curtain airbags
- Remote keyless entry and perimeter anti-theft alarm
- SecuriLock® anti-theft ignition
- Quad dual-beam halogen headlights
- Rainlamp wiper activated headlights
- Remote start
- Adjustable gas/brake pedals
- Individual tire pressure monitoring system (TPMS)
- Cruise control
- Power windows and door locks
- Auxiliary start switch
- 8-way power driver seat
- Tilt steering wheel
- Custom-molded ABS surround in cab-over area
- Overhead bunk with 750 lb. capacity
- Privacy curtains for cab area

INTERIOR

- Firefly Multiplex system - wall-mounted touchscreen and mobile app for total coach control
- 84 in. interior ceiling height with padded vinyl ceiling
- High-intensity, recessed LED ceiling lights
- Raised-panel hardwood cabinet doors and drawer fronts
- Deluxe hidden cabinet hinges
- Ball-bearing drawer guides
- 30,000 BTU auto-ignition furnace
- 10 gal. gas/electric water heater
- Entegra-exclusive, easy-operation legless dinette table (32U, 35L)
- 2-point lap safety belts in all designated seating locations
- Car seat tethers (select floorplans)
- LED HD Smart TV in living area
- Smoke alarm
- Carbon monoxide detector
- Fire extinguisher

KITCHEN

- LED-lit, solid-surface kitchen countertops with recessed stainless steel sink and sink covers
- Pull-out countertop extension (select models)

BEDROOM

- Rear U-shaped power sofa converts to 80 in. x 96 in. bed (29T)
- Walk-around, king-size bed with bedspread and nightstands (32U, 35L)
- Furrion® electric fireplace in bedroom (35L)
- LED HD Smart TV in bedroom (32U, 35L)
- Under-bed storage (select models)
- Large wardrobes

BATHROOM

- Decorative shower surround with glass door, skylight and light
- Macerating porcelain toilet
- Powered roof vent in bathroom with wall switch

OPTIONS

- Ford® F600 chassis upgrade (29T)
- Power theater seating (32U, 35L)
- 15 cu. ft. 12V refrigerator (32U, 35L)
- Combination washer/dryer (35L)
- Winegard® TRAV'LER® satellite dish - DIRECTV®
- Canadian Shaw® TRAV'LER® satellite dish

WARRANTY



NO ONE OFFERS A BETTER WARRANTY

At Entegra Coach, we build our RVs to handle every adventure, then back them with our industry-leading 2+3 limited warranty. Our 2-year limited warranty has you covered for 2 camping seasons. That's 730 days. In addition, our 3-year structural limited warranty has you covered for 3 camping seasons or 1,095 days. You won't find a better limited warranty in the business, because the only strings we attach are those that deliver the ultimate in reliability. For a copy of our 2-year limited + 3-year structural limited warranty with complete terms and conditions, please contact your local Entegra Coach dealer.

Floorplan	GVWR (lbs.)	GCWR (lbs.)	Wheel Base	Overall Length	Exterior Height w/ A/C & Satellite	Exterior Width	Interior Height	Fresh Water Capacity (gal.)	Grey Waste Water Capacity (gal.)	Black Waste Water Capacity (gal.)
29T	19,500	31,500	205"	30' 2"	12'	101	84	72	43	30
32U	22,000	34,000	227"	34' 2"	12'	101	84	42/22	38	30
35L	22,000	34,000	258"	37' 3"	12'	101	84	42/22	30	30

It is important for your safety and enjoyment that you are aware of the weights and tow ratings of the RV you select. Consult a competent advisor for questions or advice. Whether you are new to RVing or a veteran, get a feel for the performance of your RV before heading out on the roadways. When you tow a vehicle with your RV, you must drive differently than when you drive a single vehicle. Practice hooking up, driving, backing up and braking in a safe environment or seek out professional instruction. Jayco affixes a weight label to each RV which lists weight information for that vehicle. Refer to that label to verify the vehicle will meet your requirements. Gross Vehicle Weight Rating (GVWR): The maximum permissible weight of the motorhome, including the Unloaded Vehicle Weight (UVW) plus passengers, personal items, all cargo, fluids, options and dealer-installed accessories. The GVWR is equal to or greater than the sum of the UVW and the Cargo Carrying Capacity. Gross Combined Weight Rating (GCWR): The maximum allowable combined weight of the motorhome used as a tow vehicle and the attached towed vehicle.



Part of Jayco Family of Companies

Entegra Coach, Inc., P.O. Box 460, Middlebury, IN 46540, www.entegracoach.com. See dealer for further information and prices. All information in this brochure is the latest available at the time of publication approval. Entegra Coach reserves the right to make changes and to discontinue models without notice or obligation. Photos in this brochure may show optional equipment and props for photography purposes. RVs built for sale in Canada may differ to conform to Canadian codes. ©2023 Entegra Coach, Inc. Printed in U.S.A. 2032830.2024



entegracoach.com/accolade-xt